



IP67 IK10 CLASS I CE

APIS LED

A decorative, recessed wall mounted LED luminaire with an excellent light distribution.

Suitable for interior or exterior applications such as pathways, entrances, decking and stairwells.

APIS LED

FEATURES & BENEFITS

- > High resistance to UV and oxidation
- > Even light distribution - no spotting
- > Average rated LED life >50,000hrs (L80/B10)
- > Optimum colour consistency - 3 step MacAdam ellipse tolerance

PERFORMANCE

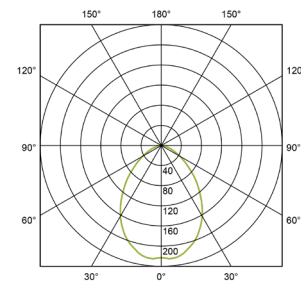
Light source	LED
LED output	400 - 2140lm
Luminaire output	170 - 911lm
CRI	>80
Beam angle	110°

MATERIALS

Body	Die-cast aluminium EN AB 44100
Finish	316L stainless steel
Diffuser	≥8mm soda-lime tempered glass with sealing gasket
External fixings	Stainless steel A4-70 treated with water repellent lubricating solution.
Wiring	M16 Ø 5/10 mm (4.3W & 7W versions) M16 Ø 10/14 mm silicone bushing (13W version)


OPTIONS

- > Polypropylene rough-in housing, IP68 connectors
- > Second cable entry
- > Colour filters




13W, 3000K

115/135/145



80/90/105

90/135/245



90/135/245

LAMP	COLOUR TEMP	DELIVERED LUMENS	DIMENSIONS	STANDARD
4.3W	3000K	170lm	90 x 90 x 135	76000101
4.3W	4000K	170lm	90 x 90 x 135	76000201
7W	3000K	445lm	135 x 135 x 115	76000301
7W	4000K	460lm	135 x 135 x 115	76000401
13W	3000K	869lm	245 x 245 x 145	76000501
13W	4000K	912lm	245 x 245 x 145	76000601