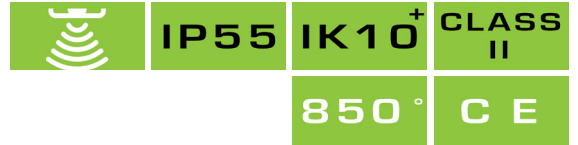


BANG LED



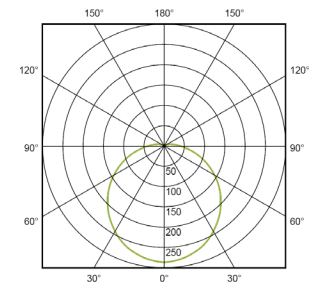
FEATURES & BENEFITS

- > Exceptionally high impact resistance: IK10+ / 50 joules
- > Patented double skin for extra strength - the body is completely covered by the satin diffuser
- > Anti-ligature rip-out resistant base
- > Optimum colour consistency—3 step MacAdam ellipse tolerance
- > Average rated LED life: >50,000hrs (L90/B50)
- > Square (308mm²) or circular design (Ø320mm)
- > Photobiological hazard: RG0



PERFORMANCE


Light source	LED
Distribution	Symmetric
Luminaire output	1020 - 2500lm
Luminaire efficiency	≥112lm/W
CRI	>80



13W, 4000K

MATERIALS

Body	Reinforced polyamide
Finish	White (RAL 9003)
Diffuser	Opal polycarbonate TP(a)
External fixings	M5 stainless steel screws with 2-point tamper-proof heads
Wiring	Rear Ø20.5mm cable entry for 1.5mm ² cable

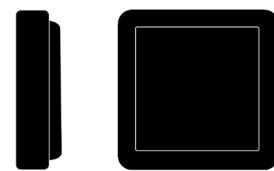


103

Ø320

OPTIONS

- > DALI
- > Microwave sensor for enhanced energy savings
- > Slave version



103

308

LAMP	COLOUR TEMP	DELIVERED LUMENS	ROUND		SQUARE	
			STANDARD	EMERGENCY	STANDARD	EMERGENCY
9W	3000K	1020lm	41900101	41900191	41900901	41900991
9W	4000K	1050lm	41900201	41900291	41901001	41901091
13W	3000K	1450lm	41900301	41900391	41901101	41901191
13W	4000K	1500lm	41900401	41900491	41901201	41901291
18W	3000K	2020lm	41900501	41900591	41901301	41901391
18W	4000K	2100lm	41900601	41900691	41901401	41901491
20W	3000K	2400lm	41900701	41900791	41901501	41901591
20W	4000K	2500lm	41900801	41900891	41901601	41901691